


# Thanksgiving home tips

Stay stress- and mess-free this holiday season with these pre-Thanksgiving pointers.



## Be kitchen sink smart:

The day after Thanksgiving is the busiest for plumbers. You can avoid a kitchen sink disaster by not using your garbage disposal as a garbage can.



### COMPOST

Set out a bowl for compost when prepping. Compost eggshells, coffee grounds, paper, produce, and flowers. Don't compost breads, cakes, rice or pasta.



### BONES AND FAT

Meat, fat and bones aren't good for your sink or compost. Drain grease into a lidded container and place it in the freezer, then place in the garbage.



### RECYCLING

Place a bin dedicated to recycling where everyone can see it. This will save you time when sorting recycling and will encourage guests to help clean up.




**If you have slow drains,** schedule a plumber for 1-2 days prior to Thanksgiving.




**Make sure your bathroom is fully stocked** to accommodate overnight guests.



**Be sure to child-proof your home** if you are expecting small children.



**Sharpen your knives!** Dull knives can slip causing painful cuts.



**Have your major appliances serviced** and schedule it before the holidays come up.



**Test your smoke alarms** Holiday cooking can create unintentional fires!



**When using a ladder** to trim branches or hang lights, have someone assist you.