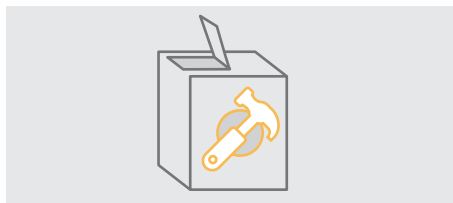


Clean out the dust and allergens from your home with this non-toxic and inexpensive Spring Cleaning Kit

Looking for an inexpensive and non-toxic cleaning product for your home? Look no further than your pantry. It's easy to create a few simple all-purpose cleaners that can be used throughout your home, safely and effectively. There are numerous recipes available but we've created a basic kit for you and your family to use every day. Like any new product, be sure to test a small area of the surface you plan on cleaning to ensure effectiveness. *Caution: never use an acidic solution on natural stone as it will leave a mark. Even though these ingredients are non-toxic, keep them out of the reach of children and pets.*

Washing soda



You'll need:

- baking soda

1. Empty a box of baking soda onto an oven-safe jelly-roll sheet
2. Place it in a 400° oven
3. Occasionally mix for even heat distribution
4. You'll start to see the baking soda transform into washing soda by noticing how it looks and feels. Baking soda sparkles and clumps and has a fine, powdery feel. Washing soda is dull, opaque, and the grains separate

All-purpose spray cleaner



You'll need:

- washing soda
- liquid soap
- your favorite essential oil

1. Combine 1/2 tsp of washing soda + a dab of liquid soap + 2 cups of hot tap water + several drops of your favorite essential oil in a spray bottle
2. Shake until the washing soda has dissolved
3. Apply and wipe off with a sponge or rag

Glass cleaner



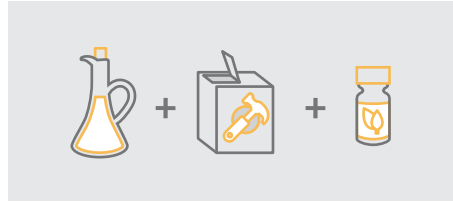
You'll need:

- vinegar
- liquid detergent

1. Combine 1/4 cup vinegar + 1 tsp of liquid detergent + 4 cups of warm water in a spray bottle
2. Shake and use as you would a commercial brand

Use to clean glass or mirrors with a dry cloth or piece of newspaper. The soap in this recipe is important. It cuts the wax residue from the commercial brands you might have used in the past

All-purpose spray cleaner (alt)



You'll need:

- vinegar
- baking soda (or borax)
- tea tree oil

1. Combine 1/2 cup of vinegar + 1/4 cup of baking soda (or 2 tsp of borax) + 1/2 gallon of water + 5 drops of tea tree oil
2. Store and keep

Use on non-porous countertops and floors

Creamy soft scrubber



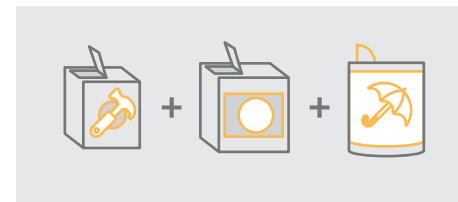
You'll need:

- baking soda
- liquid detergent
- tea tree oil
- vegetable glycerin*

1. Pour about 1/2 cup of baking soda into a bowl and add enough liquid detergent to make a texture like frosting
2. Add several drops of tea tree oil for a more thorough cleanse
3. Scoop the mixture onto a sponge and wash the surface
4. *Optional: add 1 tsp of vegetable glycerin to the mixture and store in a sealed glass jar to keep the product moist. Otherwise, just make as much as you need at a time.

This is the perfect recipe for cleaning the bathtub because it rinses easily and doesn't leave grit

Scouring powder



You'll need:

- baking soda
- borax
- kosher salt

1. Combine 1 cup of baking soda + 1 cup of borax + 1 cup of kosher salt in a jar
2. Sprinkle on an area to be cleaned
3. Wipe with a sponge and rinse